




LDF Core Strategy**Map 11.3****Wind Energy
Potential**

Key

-  Windspeed above 6m/s at 45metres height
-  Built-up areas + 150 metre buffer
-  Main Roads + 50 Metre Buffer

